

**Canada Research Chairs Program (CRCP): Equity Target Setting Exercise 2021-2029**

**Table 1: Active chairs at equity target confirmation year**

Target Setting Confirmation Year	Enter the total number of active chairs*
June 1, 2021	3

\*See methodology provided for how to calculate this number

**Table 2: Tier distribution of active chairs as of June 1, 2021**

Tier	Enter the total number of active chairs by Tier	Percentage of total chairs
Tier 1		0%
Tier 2	3	100%
<b>TOTAL*</b>	<b>3</b>	<b>100%</b>

\*The total in Table 2 must equal the total in Table 1

**Table 3: Current representation of individuals from the four designated groups within active chairs as of June 1, 2021**

	Indigenous Peoples		Persons with disabilities		Racialized minorities		Women	
	Active Chairs	Percentage	Active Chairs	Percentage	Active Chairs	Percentage	Active Chairs	Percentage
<b>Representation as of June 1, 2021</b>	Withheld*	N/A	Withheld*	N/A	Withheld*	N/A	Withheld*	N/A
<b>Total number of Tier 1</b>	Withheld*	N/A	Withheld*	N/A	Withheld*	N/A	Withheld*	N/A
<b>Total number of Tier 2</b>	Withheld*	N/A	Withheld*	N/A	Withheld*	N/A	Withheld*	N/A

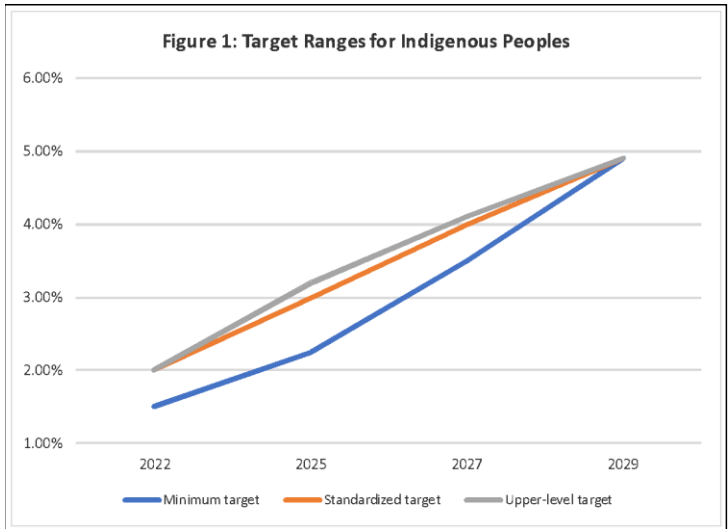
\*Representation numbers less than five withheld to protect the privacy of the chairholders

**Table 4: Equity target percentages and equity targets in number of chairs for the December 2022 deadline**

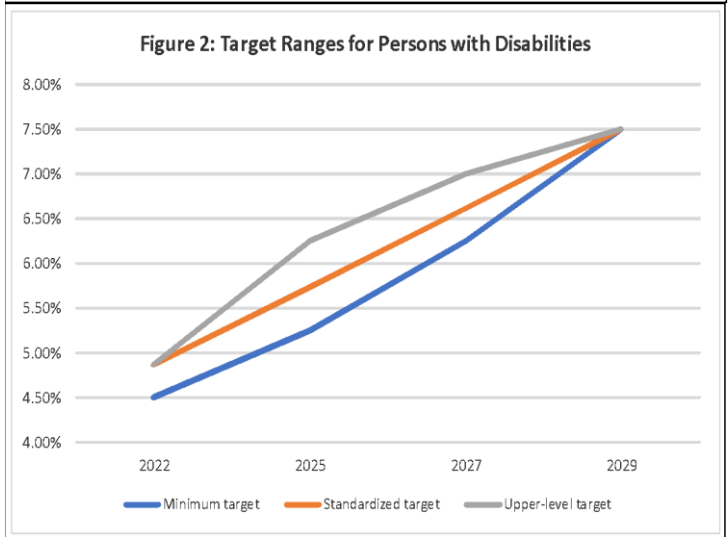
EQUITY TARGET DEADLINES	Indigenous Peoples		Persons with disabilities		Racialized minorities		Women	
	ENTER target %s from ranges provided in Tab 2 here to set targets*	Equity Target in total number of chairs	ENTER target %s from ranges provided in Tab 2 here to set targets*	Equity Target in total number of chairs	ENTER target %s from ranges provided in Tab 2 here to set targets*	Equity Target in total number of chairs	ENTER target %s from ranges provided in Tab 2 here to set targets*	Equity Target in total number of chairs
<b>DECEMBER 2022 Equity Targets</b>	20.00%	N/A	5.00%	N/A	25.00%	N/A	40.00%	<b>1</b>
<b>DECEMBER 2025 Projected Targets</b>	15.00%	N/A	6.00%	N/A	22.00%	N/A	45.00%	<b>1</b>
<b>DECEMBER 2027 Projected Targets</b>	15.00%	N/A	7.00%	N/A	22.00%	N/A	50.00%	<b>2</b>
<b>**DECEMBER 2029 Projected Targets</b>	<b>4.9%</b>	<b>N/A</b>	<b>7.5%</b>	<b>N/A</b>	<b>22.0%</b>	<b>N/A</b>	<b>50.9%</b>	<b>2</b>

\*The target percentages indicated in this table cannot be changed during the 2021-2029 period after the plan is submitted to the program. \*\*If this row indicates an N/A then your institution does not currently have a target for that designated group - see the methodology for details.

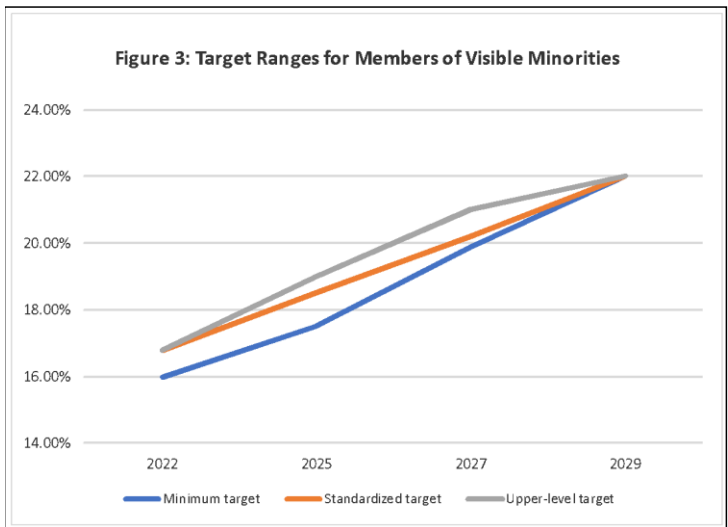
The following outlines the range of targets, from minimum to upper-level, for each designated group. Note that institutions are encouraged to set targets that surpass the upper-level, but cannot set targets below the minimum expected target



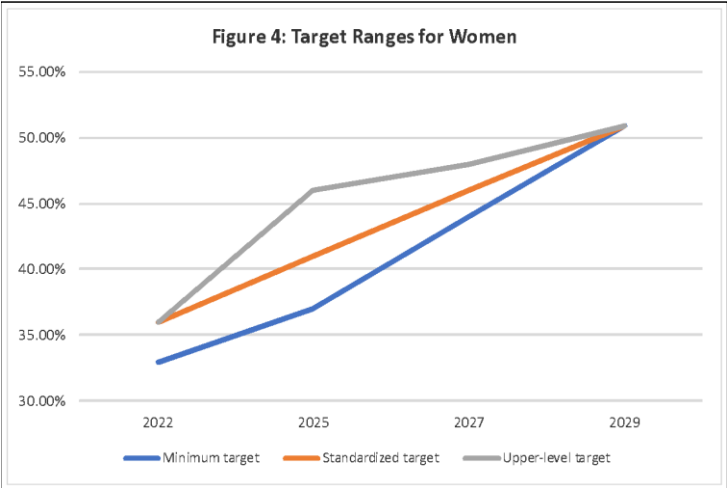
	2022	2025	2027	2029
<b>Minimum target</b>	1.50%	2.25%	3.50%	4.90%
<b>Standardized target</b>	2.00%	3.00%	4.00%	4.90%
<b>Upper-level target</b>	2.00%	3.20%	4.10%	4.90%



	2022	2025	2027	2029
<b>Minimum target</b>	4.50%	5.25%	6.25%	7.50%
<b>Standardized target</b>	4.87%	5.74%	6.61%	7.50%
<b>Upper-level target</b>	4.87%	6.25%	7.00%	7.50%



	2022	2025	2027	2029
<b>Minimum target</b>	16.00%	17.50%	19.90%	22.00%
<b>Standardized target</b>	16.80%	18.50%	20.20%	22.00%
<b>Upper-level target</b>	16.80%	19.00%	21.00%	22.00%



	2022	2025	2027	2029
<b>Minimum target</b>	33.00%	37.00%	44.00%	50.90%
<b>Standardized target</b>	36.00%	41.00%	46.00%	50.90%
<b>Upper-level target</b>	36.00%	46.00%	48.00%	50.90%